

God Talk in a Digital Age: How Members of Congress Use Religious Language on Twitter

Brittany H. Bramlett 

University of Georgia

Ryan P. Burge

Eastern Illinois University

Abstract: This article analyzes the use of religious language on Twitter by members of the U.S. Congress (MOCs). Politicians use various media platforms to communicate about their political agendas and their personal lives. In the United States, religious language is often part of the messaging from politicians to their constituents. This is done carefully and often strategically and across media platforms. With members of Congress increasingly using Twitter to connect with constituents on a regular basis, we want to explain who uses religious language on Twitter, when, and how. Using 1.5 million tweets scraped from members of Congress in April of 2018, we find that MOCs from both major political parties make use of a “religious code” on Twitter in order to send messages about their own identities as well as to activate the religious identities of their constituents. However, Republicans use the code more extensively and with Judeo-Christian-specific terms. Additionally, we discuss gender effects for the ways MOCs use “religious code” on Twitter.

He will destroy death forever. The Lord GOD will wipe away the tears from all faces; Isaiah 25:8. Tweet by Sen. Marco Rubio (R) on October 1, 2019 at 6:40am

Sending the warmest birthday wishes to President Jimmy Carter on his 95th birthday. Your faith & dedication to Georgia never fail to inspire. Tweet by Rep. Lucy McBath (D) on October 1, 2019 at 12:52pm

Public officials often craft Twitter messages including religious language to communicate with constituents. The two examples above represent numerous instances of members of the U.S. Congress (MOCs) tweeting religious terms like God and faith. Members tweet these words

Address correspondence and reprint requests to: Brittany H. Bramlett, University of Georgia, Athens, GA. E-mail: bbram@uga.edu

to empathize during tragic events, honor religious holidays, and share their own religious identities with this social media platform. Given the increased role that social media plays in American electoral politics and the long history of politicians using religious language to unite and divide voters, we want to understand how, when, and which MOCs use religious language on Twitter.

Answering these questions is important work, given the centrality of religion to American political life. Because it includes the “contours of the very identity of the nation and its individual inhabitants and constituent communities of faith, religion deserves a place alongside race, gender, sexuality, class, disability, ethnicity, and other markers of identity in the United States” (Gutterman and Murphy 2015, 9). Americans understand religious identity individually and collectively, so MOCs can strategically activate these religious identities through carefully worded tweets to individuals and communities of faith. These tweets matter for representation as politicians appeal to broader and narrower constituencies, depending on the circumstance.

As MOCs increasingly turn to Twitter to communicate with their constituents and members of the media, we want to know more about their religious communication. Specifically, how, when, and which MOCs use religious language on Twitter? We expect that MOCs from both parties will tweet with a religious tone, at least occasionally. However, the use of religious language is likely part of a broader strategy for Republican MOCs. The media often reference “battles between Secular Democrats and religious Republicans,” and this rhetoric has consequences for the perceived God gap between political parties in the United States (Claassen 2015, 1). We also expect a gender effect for MOCs using religious language on Twitter. Although females in general tend to be more religious, female leaders have strategic reasons for not tweeting frequent religious messages. Finally, we expect to notice an uptick in religious tweets in response to tragic events or to commemorate religious holidays. Our research findings contribute to the knowledge of how MOCs use religious language, how they use Twitter, and whether this behavior fuels the God gap.

RELIGIOUS LANGUAGE AND POLITICIANS

It is nothing new for politicians to use religious language when communicating with constituent groups. Even with a formal separation of

church and state, the American people have generally “not denied the political realm a religious dimension” which is “expressed in a set of beliefs, symbols, and rituals” often referred to as American Civil Religion (Bellah 1967, 3–4). Religious appeals are not only tolerated but fairly common because they work. Chapp (2012, 4) argues that “religious rhetoric gains its unique political command because it is well equipped to resonate with individuals’ emotions and identities—two factors that, not coincidentally, are central to political persuasion.”

Both Bellah (1967) and Domke and Coe (2008) highlight the common use of religious rhetoric by U.S. presidents over time. However, Domke and Coe (2008) point to Ronald Reagan’s presidential nomination in 1980 as a turning point in religiopolitical communication in the United States.¹ While politicians used religious communication pre-1980, the authors argue that political leaders have since used a God Strategy, where religious language is “carefully crafted” and “employed by politicians to connect with religious inclined voters” (p. 8).

The use of religious language acts like a heuristic, signaling a set of beliefs and values encouraging voters to consider religious identities when making political choices (Abelson and Levi 1985; Calfano and Djupe 2009). However, “sometimes these religious signals are intended for the eyes and ears of all Americans, and other times, they are implemented in targeted ways, as veritable ‘dog whistles’ that only distinct segments of the population fully receive” (Domke and Coe 2008, 8). Calfano and Djupe (2009) discuss how this “code” can be used stealthily to appeal to in-groups without out-groups noticing.

Domke and Coe (2008) systematically track religious language used in presidential communication over time, finding that Presidents use religious code strategically. The communication may be sincere, but it is not random. They show that presidents have used the code over many decades, but religious communication increased decisively after Reagan’s first election. Perhaps surprisingly, given the religious divide among American partisans since the 1980s (Layman 2001), the authors also find that presidents of both parties use religious signals, targeting Christian fundamentalists, conservative evangelicals, and conservative Catholics (p. 19). Domke and Coe (2008) rule out alternative explanations for why and when presidents use the religious code. They find no evidence that presidents use it only when facing an election or during war time. As stated above, it cannot be explained completely by party affiliation of the president.

Building on this work, Calfano and Djupe (2009) question whether the religious code works and ask which people are paying attention. Does carefully scripted religious language by presidents and political elites, more broadly, ignite religious or non-religious identities among constituents? They design an experiment testing Republican religious messages targeting white evangelicals² and find that the strategy works. White evangelicals indicate their likely support for candidates based on their use of the religious code and associate these candidates with the Republican Party. Yet, for the most part, the religious code did not affect Catholic and mainline Protestant participants' candidate evaluations. Finally, Calfano and Djupe (2009) also examine racial factors, showing that African American candidates benefitted from using the code as well.

To sum up the above scholarship, there is evidence that presidents and political elites use religious language strategically, especially since the 1980s. These appeals likely influence perceptions of the religious and non-religious, Republicans and Democrats, and likely have electoral consequences. For example, ballot measures with a moral component have consistently brought voters to the polls (Biggers 2014). More broadly, the ways political elites use religious rhetoric determine the "exact role that religion plays in American elections, political culture, and the representative dynamics of the country" (Chapp 2012, 4).

Most research in this area analyzes religious speech by presidents, but there is much less work considering religious rhetoric by members of Congress. How do they use the religious code to connect with their varied constituencies? With the rise of social media, MOCs have the opportunity for daily messaging with their local constituents (and other interested parties) even when away from the home district.

MEMBERS OF CONGRESS USING TWITTER

Researchers have done considerable work on members of Congress' adoption and use of the Twitter platform in the last several years. Work across several disciplines probes this data to better understand and explain Twitter communication by politicians and specifically, MOCs. After the Obama campaign's extensive use of Twitter during the 2008 presidential campaign, candidates increasingly use the platform to raise money and communicate their issue positions (Tumasjan et al. 2010; Evans, Cordova, and Sipole 2014; Evans, Brown, and Wimberly 2018). Elected officials use Twitter as part of a broader media strategy where they

want to gain the attention of media outlets, depending on journalists to relay the content of their tweets as they would official press statements (Lieber and Golan 2011; Wallsten 2014; Bernhard, Dohle, and Vowe 2016; Shapiro and Hemphill 2017).

Evans, Cordova, and Sipole (2014) are among some of the first researchers to examine how politicians use the social networking site to communicate with constituents. In their study, tweets become data to understand how candidates for the United States House of Representatives communicate with the media and constituents during their 2012 campaigns. The authors find that candidates tweeted about their personal lives approximately one-third of their time on Twitter (and about issues 11% of the time). Once elected, not every member of Congress tweets the same. There are varying rates of participation and styles (Evans, Cordova, and Sipole 2014). Additionally, the content of MOCs' tweets changes depending on whether they are in recess or in session. Glassman, Straus, and Shogan (2010) show that session tweets tend to be policy focused while recess tweets are district focused.

The earlier work collecting this data notes that the conclusions will change as more members use Twitter. Its use has increased drastically over the last several years. The 112th Congress may be considered the first "Tweeting" Congress with 95% of all members on Twitter (Hemphill, Otterbacher, and Shapiro 2013; Gervais and Morris 2014). More recently, nearly every MOC in the 115th Congress had a verified Twitter account, so it is easier than ever to gather data on the content of these communications. Twitter is an ideal platform for exploring MOCs' strategic use of religious code because most members use it, and because it allows for the emphasis of both the personal and shared aspects of religious identity.

MOCs may use religious code to communicate personal details that signal a shared identity with targeted constituents. McGregor's (2017) research shows that personalized tweets cause voters "to manifest positive feelings of intimacy towards candidates" and "create impressions of closeness to and imagined relationships with the candidate, which increases the likelihood of electoral support" (p. 2). This personalization tends to work better for male candidates regardless of party. Tweets by MOCs are not random or haphazard but designed to carefully manage an image in a world increasingly connected by social media (Leary and Kowalski 1990; McGraw 2003; Meeks 2016).

The need for impression management may be greater when "people encounter moments of acute public awareness or intense scrutiny"

(Meeks 2016, 1052). MOCs have used Twitter to respond to events tied to the Black Lives Matter Movement. Dancey and Masand (2019) write that it can be especially important for certain members to speak to a diverse public during times of tragedy, protests, and court decisions. In this way, MOCs move beyond district-based representation and the electoral connection to something broader, descriptive representation. In the same way, MOCs may use their religious identities to not only manage their identity when relevant for fulfilling a goal, like getting elected, but also as descriptive representation and part of a larger God Strategy (Leary and Kowalski 1990; Meeks 2016). It is also likely that religiously toned tweets are tied to moments of crisis or events of great magnitude in the public square.

The relationship between religion and politics in the United States is important but can be difficult to disentangle. While there is not a lot of evidence that religious leaders use Twitter to signal political identities (Burge and Williams, 2019), we know that politicians use religious language as part of a God Strategy, and they likely use that strategy on Twitter. We want to understand how, when, and which MOCs use the religious code on Twitter.

EXPECTATIONS FOR MEMBERS OF CONGRESS USING RELIGIOUS LANGUAGE ON TWITTER

Building on this past scholarship, we have a few expectations for how, when, and which MOCs tweet religious language based on party identification and gender. Because of the broad religious landscape and the winner-take-all nature of many U.S. elections, “candidates cannot afford to ignore religion, nor can they afford to privilege an particular faith tradition” (Chapp 2012, 6). However, partisanship frames and shapes almost every aspect of current congressional politics, and it likely influences religious tweeting by members of Congress (Evans, Cordova, and Sipole 2014; Meeks 2016). We expect to find more religious tweeting from Republicans because they are generally “more inclined and better positioned to capitalize on a convergence of religion and politics” (Domke and Coe 2008, 9). However, Democratic presidents have used religious language in the past and made inroads after the 2004 elections (Domke and Coe 2008). Yet, Democratic politicians risk alienating a growing number of voters who do not affiliate with any religious group but tend to vote Democrat. Even civil religion appeals can leave non-

Christians and the non-religious feeling unrepresented and excluded (Chapp 2012). Weighing all of these considerations in mind, we hypothesize that:

Both Republican and Democratic MOCs will tweet using the religious code, but Republicans will use the religious code more frequently.

The Republican Party has been closely linked with the Christian Right and its voters since the 1980s, so we expect that Republican MOCs will tweet not only more often but also with more variation, focusing on Judeo-Christian terms. For instance, Domke and Coe (2008) note the increase in references to Jesus (twice as many mentions as God) in presidential Christians communications after 1980. They write that “for most moderates and nonbelievers, this is a superfluous distinction,” one that is lost on them but “for the Christian faithful, it’s the ultimate narrowcast message” (p. 97). So, we hypothesize that:

Republican MOCs will tweet a wider variety of Judeo-Christian religious phrasing compared with Democrats. Specifically, Republicans will mention Jesus and the Bible more often than Democrats.

Previous studies show that female MOCs and candidates use Twitter distinctly from their male counterparts, as discussed in the above section. However, much less is known about whether the representative’s gender correlates with distinct religious tweeting or messaging. Sterk (2010) wrote a 10-year review on “Faith, Feminism and Scholarship in *The Journalism of Communication and Religion*,” noting that the “intersection of gender, communication and religion” remains undeveloped (p. 207).

Survey research demonstrates repeatedly that females personally identify as more religious than males (Gilligan 1982; Cornwall 1989; Mullikin 2006; Putnam and Campbell 2010), and they are more interested in religion and attend worship services more often (Yinger 1970; Cornwall 1989; Batson, Schoenrade, and Ventis 1993; Mullikin 2006) across various religious traditions, so we might expect female MOCs to use the religious code more often than male MOCs to personalize themselves (Meeks 2016). However, Niven and Zilber (2001) show that congressional websites for female leaders have slightly fewer details about their families compared with male MOCs and strongly assert their aptitude for their work, devoting “more space than men to personal qualifications (such as their education and previous experience) that have some relevance to

the job” (Niven and Zilber 2001, 399). Male and female candidates and MOCs are trying to communicate similar messages to voters (Zilber and Niven 2000; Panagopoulos 2004)—perhaps because of the media’s bend toward stereotypes. We know that in the past, media have traditionally relied on long-standing gender stereotypes to cover candidates for political office (Kittilson and Fridkin 2008). Abbott (2006) shows how media portray males with religious messaging as sensitive and caring, familial and warm, while self-identified feminists were often framed as more masculine.

Given this work on gender stereotypes, we think the more likely scenario is that female MOCs will tweet religious messages less than their male counterparts. This may be due to their out-group status in a still male-dominated field (Evans and Clark 2016), or males may use religious language more often because they tend to benefit from the resulting association (Abbott 2006; McGregor 2017) where women may not. We hypothesize that:

Female MOCs will be less likely to use religious code in their tweets compared with male MOCs.

Finally, we also anticipate that the timing of religious code is not random. In his examination of civil religion rhetoric in speeches by presidents, Bellah (1967, 2) suggests that references to God are almost always used “on solemn occasions.” MOCs also use religious code during particular seasons and in response to certain events. Domke and Coe (2008) examine Christmas communications overtime and find that references to “Christ” as opposed to “God” have become more common more in recent presidential Christmas communications. Politicians’ use of the phrase “war on Christmas” has also gained traction in recent election cycles (Claassen 2015). We should notice these patterns among MOCs on Twitter as well. Our final hypothesis is:

MOCs will be more likely to use religious code in their tweets during religious seasons and in response to tragic events.

We code for religious words and phrases based on an established set of religious language, previously examined among presidential communication (Domke and Coe 2008; Hughes 2019).

DATA AND METHOD

Acquiring a significant database of the tweets composed by members of Congress is a logistically difficult task. The first hurdle that must be cleared is the acquisition of the Twitter usernames of all present members of Congress. Unfortunately, no government entity has officially been given this task, therefore other means needed to be pursued to compile a database. In 2009, Twitter introduced a feature called “lists” which allowed a user to create a custom timeline of user accounts that were grouped around a specific purpose (Stone 2009). For instance, the *New York Times* Twitter account has a list of all its reporters’ official Twitter accounts (<https://twitter.com/nytimes/lists/nyt-journalists>). C-SPAN’s Twitter account has a number of helpful lists, including collections of U.S. Representatives (<https://twitter.com/cspan/lists/u-s-representatives>) and Senators’ Twitter accounts (<https://twitter.com/cspan/lists/senators>). These lists were used as the basis to collect the necessary tweets. However, this is not a perfect solution, as C-SPAN’s lists contain accounts that are not tied to a specific member of Congress. For instance, their Senate list contains the account of the Senate Indian Affairs Committee. Accounts like these were eliminated from the analysis. In total, 452 accounts for U.S. Representatives were scraped, along with 103 U.S. Senators.³

After the list of accounts was acquired, it was necessary to scrape the tweets from each of these accounts. Twitter offers an application programming interface (API) to the general public; however, there are a wide variety of APIs that constitute tradeoffs to a researcher. The API that is most widely employed by researchers is the REST API, which is free to use. However, a particular downside is that it can only scrape the previous 3,200 tweets from a user’s timeline.⁴ Because of the vast differences in the frequency of tweets from individual members of Congress, reaching the 3,200 tweet threshold could result in acquiring 30 days or 3 years of tweets. In most cases, this dataset contains the maximum allowable number of tweets. For instance, of the 103 Senator accounts that were scraped, 85 of them contained at least 3,000 tweets indicating that the user’s entire timeline had not been acquired through this data collection. This could lead to some methodological issues when making conclusions about social media chatter when looking at Twitter activity several years ago. For instance, one of the most influential Congressional Twitter accounts in 2010 belonged to Michelle Bachmann (Carr 2010), who decided to not run for reelection in 2012 and therefore is not in the

dataset (Allen 2013). Other accounts like Senator John McCain’s has been quite active with a total of 14,400 tweets, but because of the limitation of the API only the last 3,200 were collected. As a way to account for the unreliability of this API, the dataset was truncated to include just tweets that were sent from January 1, 2017 until April 4, 2018. In the smaller dataset, all but two of the total Twitter accounts appear in both years. The scraping process was conducted on April 4, 2018 using the rtweet package written for the R statistical software program (Kearney 2018). In total, 1,502,231 tweets were collected from members of Congress, with 674,785 being sent in 2017 and 2018.

FINDINGS

Volume versus Concentration

One of the primary methodological problems when dealing with the usage of religious language on social media is coming to a conclusion about which is a better measure: volume or concentration. To measure the volume of religious language, a simple word count is sufficient. This obviously has the benefit of simplicity; however, volume is obscured by the fact the number of tweets does not correlate directly to the share of seats in the Congress. Figure 1 below displays the number of tweets

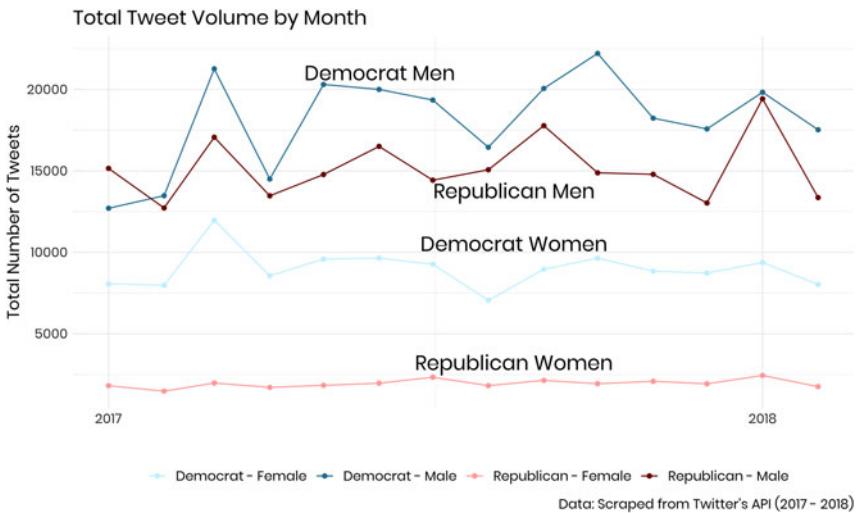


FIGURE 1. Total tweet volume by month

sent per month by four groups: Democrat men, Democrat women, Republican men, and Republican women. Democrat men lead the way in tweet volume in most months of the data sample. An average month sees this group sending out approximately 20,000 tweets. Republican men send out just over 15,000 tweets per month, on average. Women send a lower volume of tweets, but that is more a function of how well represented they are in the halls of Congress. In fact, female Democrats use Twitter at a higher rate than their male counterparts. For instance, female Democrats tweets made up 33% of all tweets in the collection period, but only makeup 19.8% of Congress. The same is true for female Republicans, who hold 3.9% of all seats in Congress but are 8.8% of all the tweets sent in the sample.

Figure 2 displays this point even more clearly, as it displays the average number of tweets per month from January 2017 to April 2018 for each of the four major groups being discussed. The gap in tweet volume here is not based on gender, but instead is a partisan divide. For instance, a Democrat male tweets at nearly twice the rate as a Republican male, while a Democrat male tweets about 40% more than their GOP female counterparts. Taken from this angle, it appears that even though

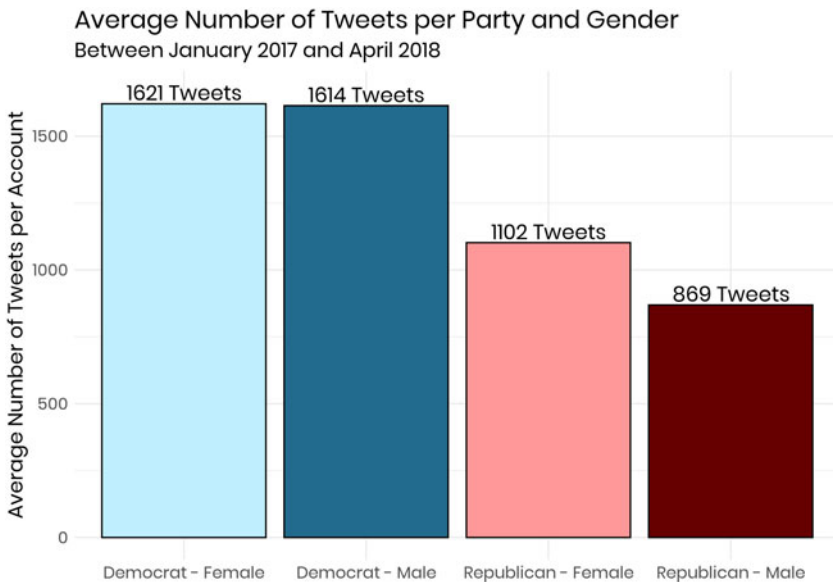


FIGURE 2. Average number of tweets per party and gender

Democrats make up a smaller portion of all member accounts, their overall Twitter activity makes them much more consequential when taking to social media to share their message. As such, it seems that Democrats are “punching above their weight” on the Twittersphere, which means that they are more likely to have an impact on the discussion and framing of current political issues than the GOP.⁵

Several realities come into focus now. First, the volume of tweets by members of Congress is staggering. In March of 2018, members sent out nearly 50,000 tweets in 31 days. In such a high-velocity environment, the only way for a message to cut through the noise is for it to be repeated many times. Second, the average number of tweets sent by Democrats is much higher than Republicans in the last year. This indicates that, on balance, the Democratic members of Congress are considering Twitter to be an effective tool to reach their constituents. However, how can these findings be reconciled to create an accurate representation of religious language online? The rest of this paper will rely on the concentration approach. What this means practically is that each specific mention of a religious term will be calculated for each of the four groups under study and then divided by the total number of tweets sent out either by that group during the entire time frame or during that month of Twitter activity. The end result is that the likelihood of each group to use religious language will be clear; however, the total impact of these tweets might be obscured. For instance, if both Democrat men and Republican women used the word “faith” in 1% of tweets from their respective group that does not indicate that the average Twitter user would be just as likely to see the term used by either group, because Democrat men have twice the monthly tweet volume.⁶ These results should be interpreted more on the intent by the members of Congress than the impact that they have on their constituents and followers (which is much more difficult to measure).

RELIGIOUS CODE

The seemingly most appropriate place to begin this assessment is by considering how often members of Congress use the most generic and ubiquitous religious word: “God.” This term is a common part of discourse in the United States and the phrase “God Bless America” has become an oft-repeated phrase to end a political speech by an elected official. Because of the nature of the term, it is well suited to gauge whether religious language

(broadly defined) is utilized on Congressional Twitter accounts. The figure below displays the frequency of the word God as a percentage of total tweets sent out that month. In total, the word “God” appeared in 2,226 tweets or 0.33% of all those scraped. Of all tweets that contained “God,” just 82 contained the full phrase “God Bless America” (Figure 3).

The clear result is that the word “God” appears much more frequently among Twitter accounts from Republican male politicians than any of the other three groups that were assessed. There are some months where over 0.25% of all tweets contained God, mainly at the end of 2018 and into early 2019. In an average month between January of 2017 and April of 2018, Republican males include the word “God” in their tweets in approximately one out of every 450 total tweets. The fact that members of Congress from either party have not ramped up their usage of God seems noteworthy as well as the fact that female members of Congress do not use “God” in any significant frequency compared to their male counterparts. Recall that in the last few years, female Twitter accounts produce more volume—it appears that religious language is not part of increased social media activity. Speaking more broadly, it appears that there is not any type of cyclical pattern throughout the year, as well. As such, a reasonable conclusion is that the word “God” is not necessarily anchored to a holiday or season (Figure 4).

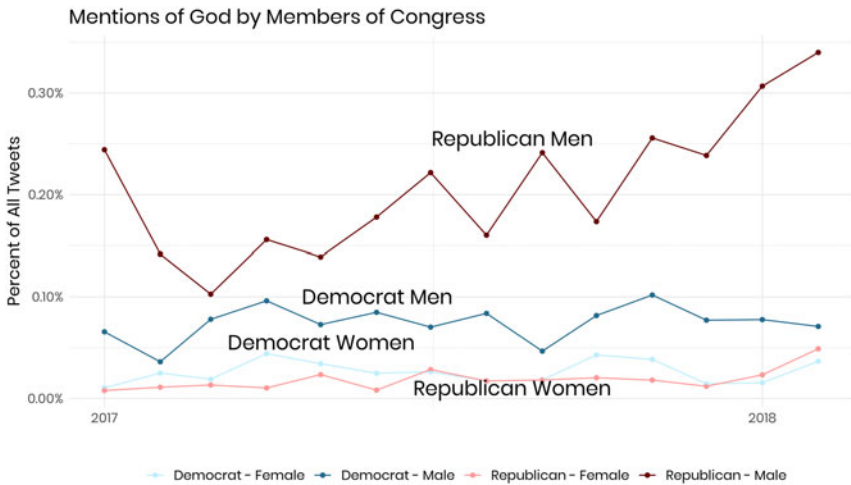


FIGURE 3. Mentions of God by members of Congress

Tweets Sent in March of 2018 by Members of Congress

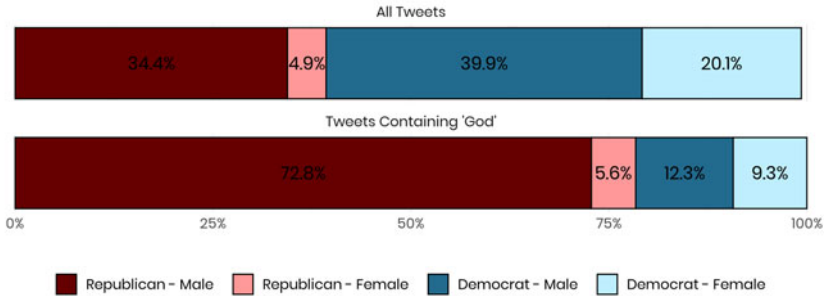


FIGURE 4. Tweets sent in March of 2018 by members of Congress

March of 2018 is emblematic of the overall differences in the usage of “God.” For the month, there were 47,432 tweets sent out by members of Congress. The total share of those tweets by Republican males was 16,325 or 34.4% of the total volume. In total, the word “God” was invoked 162 times by Republicans and Democrats, but Republican males were responsible for 118 of those mentions (72.8%). On the other hand, Republican females sent out 4.9% of the total tweets in March of 2018, but their God mentions were 5.6% of the total. Democrats were much less likely to use “God.” While Democrat males made up 39.9% of the total volume, they only accounted for 12.3% of the God tweets; for female Democrats, it was 20.1% of total volume, but only 9.3% of God tweets. This pattern is replicated over a number of months, with a clear conclusion: Republican men send out the vast majority of all tweets containing the word “God,” while both female and male Democrats use the term sparingly.

Expanding the discussion to other religious words that could be potentially used by members of Congress, Figure 5 displays the number of total tweets that contained one of four religious terms divided by the total number of tweets composed by each of the four groups. The first thing that becomes apparent is that religious language is exceedingly rare by either gender of both parties. The term that appears the most, “God,” is only used by Republican men about once per 200 tweets. Most of the other terms occur less often, such as “faith,” appearing in one tweet per 500. The results from the previous analysis are carried through here: Republican men, by and large, are more comfortable with using religious language on Twitter compared to the other three groups. In addition, the

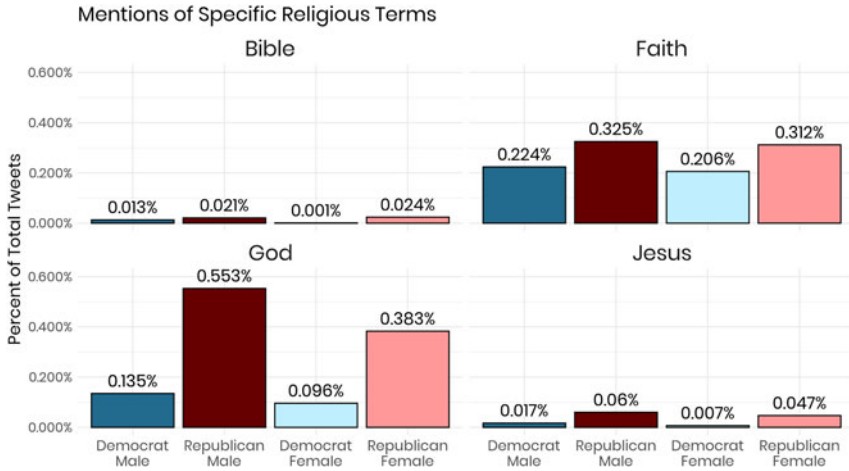


FIGURE 5. Mentions of specific religious terms

results indicate that Republicans are more likely to use religious language than Democrats, no matter which term is being observed.

The other major conclusion is the vast differences in the frequency of the four different words. It seems appropriate that these words can be divided into two camps, generally religious terms such as “god” and “faith,” and specific Christian terms such as “Bible” and “Jesus.” For instance, Republican men were over 20 times more likely to use “God” than “Bible” and Democrat women were 30 times more likely to tweet “Faith” than “Jesus.” The clear indication here is that members of Congress are much more reluctant to use specific Christian terms, while they are less hesitant to talk about religious imagery more generally. One has to wonder if even Republican members of Congress are concerned with using inclusive language on Twitter, even though a significant portion of their constituency come from Christian traditions that would welcome the usage of the term “Jesus,” for instance.

To illustrate this point further, Figure 6 displays the number of instances in which members of Congress tweeted references to specific Bible verses since 2008. Out of 700,000 total tweets collected, just 645 contained a reference to a verse in the Bible, which is 0.01% of all tweets in the dataset⁷. What makes this number even more interesting is that of the 645 Bible verse tweets, 320 of them came from one member: Republican John Shimkus. Beginning in 2011, Shimkus made it a point to include a

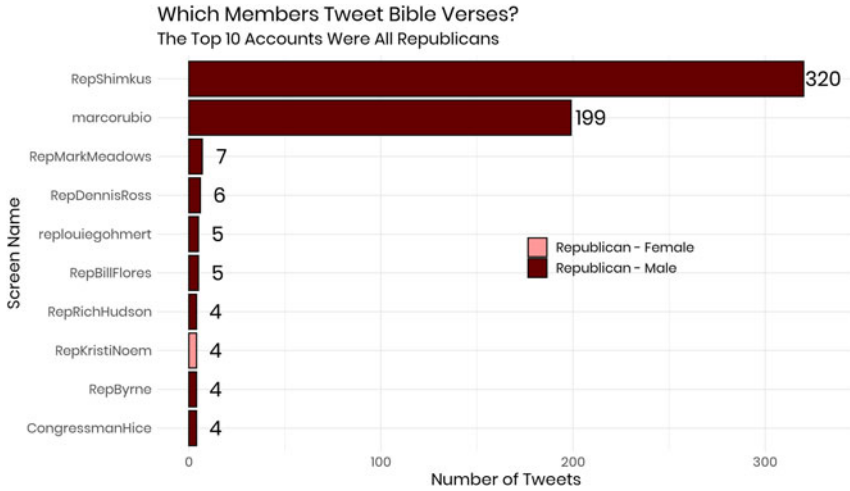


FIGURE 6. Which members tweet Bible verses?

tweet each day that came out of the Lutheran devotional that he was using each morning. Shimkus noted that if he weren't in Congress he would have gone to seminary, and he liked to use his platform to bear witness to his faith (Semnani 2011). The other frequent tweeter of Bible verses was Senator Marco Rubio, who was a fierce rival of Donald Trump during the 2016 Republican primary. Media outlets accused Rubio of using Bible verses as a way to criticize or "subtweet" Trump's action as President. Rubio would tweet verses such as Proverbs 26:11, "As dogs return to their vomit; so fools repeat their folly," which was seen by many to be directed toward the President (Lange 2017). No other member of Congress referenced the Bible more than 10 times, and the top 10 accounts that tweeted Bible verses were all Republicans, with nine out of 10 being male Republicans. Clearly, directly quoting the Bible happens rarely and when it does happen, it is nearly exclusively coming from Republican members of Congress.⁸

WHEN IS RELIGIOUS LANGUAGE USED BY MEMBERS OF CONGRESS?

Having described how the usage of religious language varies by party and gender, an important second question is: is religious language used

spontaneously when a member feels inspiration to talk about matters of faith, or is it in response to specific events occurring in current events? Figure 7 below displays the usage of five different terms that are related both generically to religious language (faith, God, pray/praying/prayer/prayed), as well as specific to Judeo-Christianity (Bible and Jesus). The bars represent the percentage of total tweets each month that contain the word in question. This is done as a way to correct for the fact that the volume of tweets increased in 2017 and 2018.

Looked at broadly, it is clear that most religious language does not appear at any reasonable frequency. For instance, in the average month, the word “Jesus” is used in 0.04% of the tweets by members of Congress, compared to 0.4% for God, 0.03% for Bible, 0.2% for faith, and 1% for the variations of prayer. As previously discussed, members of Congress do not use religious language at a frequency that would be perceptible to almost any of their followers. Because of this incredible infrequency of religious language, it makes it nearly impossible to determine if there are any seasonal effects for these terms being employed. As such, trying to tie most of these terms to a specific seasonal event (i.e., Christmas or Easter) would be inadvisable. The only term that comes close to appearing at an interval that is worth further exploration is the variations of the term “prayer.” As an example, the term was used 1,250 times in June of 2017, or 2.7% of all tweets that month. This frequency is 10 times greater than the usage of Bible.

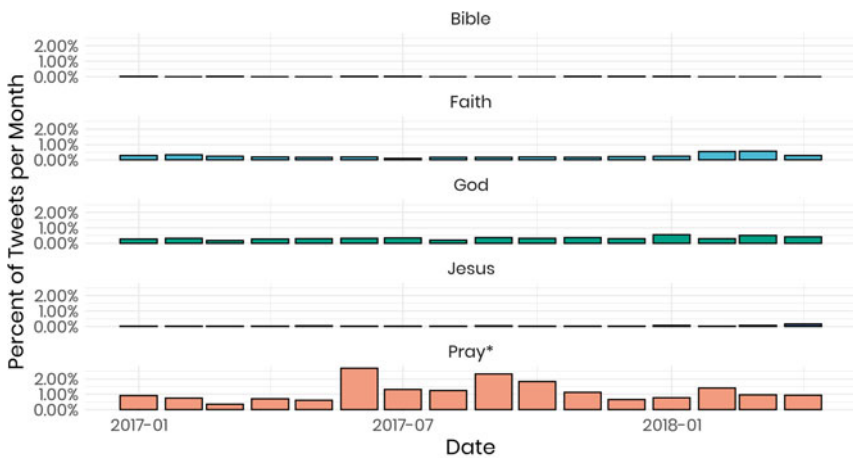


FIGURE 7. The usage of different religious language over time

DISCUSSION

Our findings build on past work at the intersection of politics and religious communication, and in particular, develop our understanding of the relationship between gender and religious communication among leaders. Early research on members of Congress using Twitter explains who uses the social media tool and how often. Our research not only adds to this work on MOCs' use of Twitter but is the first expansive analysis of MOCs' use of religious rhetoric. Past work focuses on campaign, policy, and personal content in MOCs' tweets, but one of the challenges of this work is that it can be difficult to disentangle a campaign message from a policy message and distinguish it further from a personal tweet. One of the important aspects of our work is that we code for religious messaging in tweets that likely span campaign, policy, personal messaging, and more.

By analyzing the Twitter data, we know much more about which members of Congress tweet religious code and the content of those messages. We find that both Democratic and Republican members of Congress use religious language on Twitter, as expected, however not in the same ways nor at the same rates. Republican male MOCs are, by a large margin, the group tweeting about God the most. This group may be especially incentivized to use religious language due to a mix of enduring gender stereotypes and partisan expectations. Additionally, MOCs tend to use more general civil religion terms (God, faith) compared with specific Christian terms (Bible, Jesus). Republicans tweeted all of these terms at higher rates than Democrats. Although further work is needed here, it seems that MOCs make civil religion appeals with Twitter more often than they make cultural war appeals. These results follow with Chapp's (2012, 14), argument that "campaign rhetoric is rarely about taking a stance but more about developing a shared identity."

Finally, and perhaps surprisingly, we find that MOCs do not tweet religious language all that often. However, it is possible the tweets with religious appeals carry additional moral weight with constituents, compared with non-religious tweets. They may not have to tweet religious appeals all that often to make an impact, but instead tweet religious code sparingly, but carefully and strategically. We know that politicians make civil religion appeals, stressing religious unity among Americans, and at other times, they make culture war appeals, playing on deeply ingrained religious differences (Chapp 2012). Religious rhetoric is also an evolving and flexible genre, appealing to "religious sensibilities of an incredibly

varied religious constituency” (Chapp 2012, 4). For example, Twitter users observe MOCs using the phrase “thoughts and prayers,” making unifying civil religion appeals during tragedy because most Americans tend to report that they pray (Putnam and Campbell 2010). Yet, this same phrase later became a sort of battleground between Democrats and Republicans and a way to take a policy stance on gun control. This is additional support for the God Strategy used among politicians.

MOCs may rarely use religious code on Twitter, but they likely use it carefully. Additionally, the religious code, its meaning, and usage can change quickly, depending on the political context, facilitated by Twitter’s fast-paced communication platform. Although difficult to study over time because of the sheer number of tweets by MOCs and the relative small number of tweets with religious language, future research should further examine the nature of these tweets and how people respond to religious messaging from MOCs compared with more secular social media messaging. Religious rhetoric has consequences for how we perceive politicians (Claassen 2015). A study of impact would be appropriate to assess how religiously charged tweets influence perceptions of MOCs and/or candidates among constituents or members of the media.

Also, it is key to note that the terminology that were employed to measure the religious code are Christian in nature. Including terms like “Jesus” and “Bible” would obviously bias this analysis against someone who does affiliate with Christianity. According to Pew Research, the 116th Congress is made up of 88.2% Christians, 6.4% Jews, with the remainder from other religious groups or refusing to answer the questions posed by Pew (Pew Research Center 2019). Thus, there are members that are overlooked as part of this analysis. A case study of how a Buddhist, Muslim, or Hindu member approaches the issue of religion on his or her Twitter account would be a fascinating look into how representatives position themselves on matters of faith.

We build on the significant and growing body of research on members of Congress communicating with Twitter while emphasizing religious rhetoric. Through our research, we better understand how, when, and which members of Congress use religious language on Twitter. We do not examine religious code used by MOCs in other forms of communication, such as speeches, debates, and/or campaign websites. Considering the “integration of church and state” in American “public discourse” documented by Domke and Coe (2008, 140) coupled with our own research, this is likely yet another fruitful area for further research.

NOTES

1. As a conservative political mood washed over the United States in the 1980s, a new religious cultural divide emerged and deepened between political parties (Layman, 2001). For the first time, the two major political party organizations took a stance on abortion legality (Putnam and Campbell, 2010). In the two major parties' 1972 platforms neither mentions abortion (The American Presidency Project, 2016), but by 1976 and 1980, post *Roe v. Wade* (1973), both parties stated clear and opposing positions on this issue. In subsequent years, elected leaders responded to these changes by switching parties or altering their personal stance on abortion to match their party's platform. Americans noticed the emerging religiopolitical divide and behaved likewise.

2. They administered this experiment to students in introductory American government classes at Texas A&M University in 2007.

3. The discrepancy regarding the number of members of Congress and the number of Twitter accounts is due to the fact that some members have multiple Twitter accounts. For example, Senator Majority Leader Mitch McConnell has two accounts: (@SenateMajLdr) and (@McConnellPress).

4. https://developer.twitter.com/en/docs/tweets/timelines/api-reference/get-statuses-user_timeline.html

5. There is the possibility that what be occurring is that the minority party feels more embattled and therefore this is not something specific to Democrat politicians. Unfortunately, we do not have the data to test this. Future projects focused on Twitter use by MoCs could determine if tweets spike based on majority/minority status.

6. This is further complicated by the fact that follower counts were not included as part of this analysis as some members have 10,000 followers while others have over one million.

7. To accomplish this, a combination of computer-aided text analysis was combined with hand coding. A script was written that selected only those tweets that contained a digit, followed by a colon, followed by a digit. This is typically how Bible verses are cited. The list of tweets was further refined by keeping only those which contained the name of one of the 66 books of the Bible. Finally, the remaining tweets were individually read and those that did not mention a verse from the Bible were manually removed.

8. Clearly, Rubio and Shimkus are outliers. If they are removed from the dataset and the next 20 accounts are included, Republicans still dominate. In total, there were 68 tweets containing Bible verses, with 60 coming from Republican MoCs. The gender breakdown is also lopsided, with 61 of the 68 tweets coming from male MoCs.

REFERENCES

- Abbott, J. Y. 2006. "Religion and Gender in the News: The Case of Promise Keepers, Feminists, and the 'Stand in the Gap'." *Rally. Journal of Communication & Religion* 29:224–261.
- Abelson, R. P., and A. Levi. "1985. Decision Making and Decision Theory." In *The Handbook of Social Psychology*, eds. G. Lindzey and E. Aronson. New York, NY: Random House, 231310.
- Allen, M. 2013. "Michele Bachmann Not Running Again." POLITICO. May 29, 2013. <https://www.politico.com/story/2013/05/michele-bachmann-not-running-again-91972.html>.
- The American Presidency Project. 2016. "National Political Party Platforms: Parties Receiving Electoral Votes 1840–2016 [Data file]." Retrieved from <https://www.presidency.ucsb.edu/documents/presidential-documents-archive-guidebook/national-political-party-platforms>
- Batson, C.D., P. Schoenrade, and L.W Ventis. 1993. *Religion and the Individual: A Social-Psychological Perspective*. Oxford: Oxford University Press.

- Bellah, R. N. 1967. "Civil Religion in America." *Daedalus*, 96:1–21. <https://www-jstor-org.proxy-remote.galib.uga.edu/stable/pdf/20027022.pdf>.
- Bernhard, U., M. Dohle, and G Vowe. 2016. "Do Presumed Online Media Effects Have an Influence on the Online Activities of Politicians?" *Policy & Internet* 8:72–90.
- Biggers, D. R. 2014. *Morality at the Ballot: Direct Democracy and Political Engagement in the United States*. New York, NY: Cambridge University Press.
- Burge, R. P., and M. Williams. 2019. "Is Social Media A Digital Pulpit? How Evangelical Leaders Use Twitter to Encourage the Faithful and Publicize Their Work." *Journal of Religion, Media and Digital Culture* 8:63–82.
- Calfano, B. R., and P. A Djupe. 2009. "God Talk: Religious Cues and Electoral Support." *Political Research Quarterly* 62:329–339. <https://www.jstor.org/stable/27759871>.
- Carr, A. 2010. "The 100 Most Influential Congressional Tweeters: Nancy Pelosi, Republicans Dominate." *Fast Company*. November 18, 2010. <https://www.fastcompany.com/1703747/100-most-influential-congressional-tweeters-nancy-pelosi-republicans-dominate>.
- Chapp, C. B. 2012. *Religious Rhetoric and American Politics: The Endurance of Civil Religion in Electoral Campaigns*. Cornell University Press: Ithaca.
- Claassen, R. 2015. *Godless Democrats and Pious Republicans? Party Activists, Party Capture and the "God Gap"*. Cambridge: Cambridge University Press.
- Cornwall, M. 1989. "Faith Development of Men and Women Over the Life Space." In *Aging and the Family*, eds. S.J. Bahr and E.T. Peterson. Lexington, MA: Lexington Books, 115–139.
- Dancey, L., and J Masand. 2019. "Race and Representation on Twitter: Members of Congress' Responses to the Deaths of Michael Brown and Eric Garner." *Politics, Groups, and Identities* 7:267–286, <https://doi.org/10.1080/21565503.2017.1354037>.
- Domke, D., and K. Coe. 2008. *The God Strategy: How Religion Became a Political Weapon in America*. New York, NY: Oxford University Press.
- Evans, H. K., K. J. Brown, and T Wimberly. 2018. "'Delete Your Account': The 2016 Presidential Race on Twitter." *Social Science Computer Review* 36:500–508. <https://doi.org/10.1177/0894439317728722>.
- Evans, H. K., and J. H Clark. 2016. "'You Tweet Like a Girl!': How Female Candidates Campaign on Twitter." *American Politics Research* 44:327–352. <https://doi.org/10.1177/1532673X15597747>.
- Evans, H. K., V. Cordova, and S Sipole. 2014. "Twitter Style: An Analysis of How House Candidates Used Twitter in Their 2012 Campaigns." *PS: Political Science & Politics* 47:454–462. <https://doi.org/10.1017/S1049096514000389>.
- Gervais, B. T., and I. L. Morris. 2014. "Black Tea, Green Tea, White Tea, and Coffee: Understanding the Variation in Attachment to the Tea Party Among Members of Congress." Available at SSRN: <http://dx.doi.org/10.2139/ssrn.2484776>.
- Gilligan, C. 1982. *In a Different Voice; Psychological Theory and Women's Development*. Cambridge, MA: Harvard University Press.
- Glassman, M. E., J. R. Straus, and C. J. Shogan. 2010. "Social Networking and Constituent Communications: Member Use of Twitter During a Two-Month Period in the 111th Congress." CRS Report for Congress, Retrieved from <https://fas.org/sgp/crs/misc/R41066.pdf>.
- Guterman, D. S., and A. R. Murphy. 2015. *Political Religion and Religious Politics: Navigating Identities in the United States*. New York, NY: Routledge.
- Hemphill, L., J. Otterbacher, and M. Shapiro. 2013. What's Congress Doing on Twitter? In *Proceedings of the 2013 Conference on Computer Supported Cooperative Work, CSCW '13*, New York, NY, USA: ACM, 877–886. <https://doi.org/10.1145/2441776.2441876>.

- Hughes, C. 2019. "The God Card: Strategic Employment of Religious Language in U.S. Presidential Discourse." *International Journal of Communication* 13:528–549. <https://ijoc.org/index.php/ijoc/article/view/8484>.
- Kearney, M. W. 2018. "Rtweet: Collecting Twitter Data." <https://cran.r-project.org/package=rtweet>.
- Kittilson, M.C., and K. Fridkin. 2008. "Gender, Candidate Portrayals and Election Campaigns: A Comparative Perspective." *Politics & Gender* 4:371–392.
- Lange, J. 2017. "Marco Rubio Has Been Subtweeting Trump with Bible Verses All Summer." *The Week*. August 23, 2017.
- Layman, G. 2001. *The Great Divide: Religious and Cultural Conflict in American Party Politics*. New York, NY: Columbia University Press.
- Leary, M. R., and R. M. Kowalski. 1990. "Impression Management: A Literature Review and Two-Component Model." *Psychological Bulletin* 107:34–47.
- Lieber, P. S., and G. J. Golan. 2011. "Political Public Relations, News Management, and Agenda Indexing." In *Political Public Relations: Principles and Applications*, eds. J. Stromback and S. Kioussis. New York, NY: Routledge, 5474.
- McGraw, K. 2003. "Political Impressions: Formation Management." In *Oxford Handbook of Political Psychology*, eds. D. O. Sears, L. Huddy, and R. Jervis. Oxford, UK: Oxford University Press, 394–432.
- McGregor, S. C. 2017. "Personalization, Social Media, and Voting: Effects of Candidate Self-Personalization on Vote Intention." *New Media & Society*. <https://doi.org/10.1177/1461444816686103>.
- Meeks, L. 2016. "Aligning and Trespassing: Candidates' Party-Based Issue and Trait Ownership on Twitter." *Journalism and Mass Communication Quarterly* 93:1050–1072.
- Mullikin, P.L. 2006. "Religious and Spiritual Identity: The Impact of Gender, Family, Peers and Media Communication in Post-Adolescence." *Journal of Communication and Religion* 29:178–203.
- Niven, D., and J. Zilber. 2001. "Do Women and Men in Congress Cultivate Different Images? Evidence From Congressional Web Sites." *Political Communication* 18:395–405.
- Panagopoulos, C. 2004. "Boy Talk/Girl Talk: Gender Differences in Campaign Communications Strategies." *Women & Politics* 26:131–155.
- Pew Research Center. 2019. "Faith on the Hill: The Religious Composition of the 116th Congress." January 3, 2019. <https://www.pewforum.org/2019/01/03/faith-on-the-hill-116/>.
- Putnam, R. D., and D. E. Campbell. 2010. *American Grace: How Religion Divides and Unites Us*. New York, NY: Simon & Schuster.
- Semnani, N. 2011. "Shimkus Tweets Serve a Higher Purpose." *Roll Call*. June 3, 2011. <https://www.rollcall.com/news/Shimkus-Tweets-Serve-a-Higher-Purpose-206176-1.html>.
- Shapiro, M. A., and L. Hemphill. 2017. "Politicians and the Policy Agenda: Does Use of Twitter by the U.S. Congress Direct New York Times Content?" *Policy & Internet* 9:109–132.
- Sterk, H. M. 2010. "Faith, Feminism and Scholarship: The Journal of Communication and Religion, 1999–2009." *Journal of Communication and Religion* 33:206–216.
- Stone, B. 2009. "There's a List for That." October 30, 2009. https://blog.twitter.com/official/en_us/a/2009/theres-a-list-for-that.html.
- Tumasjan, A., T. O. Sprenger, P. G. Sandner, and I. M. Welpe. 2010. "What 140 Characters Reveal about Political Sentiment." Association for the Advancement of Artificial Intelligence, Proceedings of the Fourth International AAAI Conference on

- Weblogs and Social Media, 178-185. <https://www.aaai.org/ocs/index.php/ICWSM/ICWSM10/paper/viewFile/1441/1852>.
- Wallsten, K. 2014. "Microblogging and the News: Political Elites and the Ultimate Retweet." In *Political Campaigning in the Information Age*, eds. Solo A. M. G. Hershey, PA: IGI Global, 128147. DOI: 10.4018/978-1-4666-6062-5.ch007.
- Yinger, J.M. 1970. *The Scientific Study of Religion*. London: Macmillan.
- Zilber, J., and D. Niven. 2000. *Racialized Coverage of Congress: The News in Black and White*. Westport, CT: Praeger.